

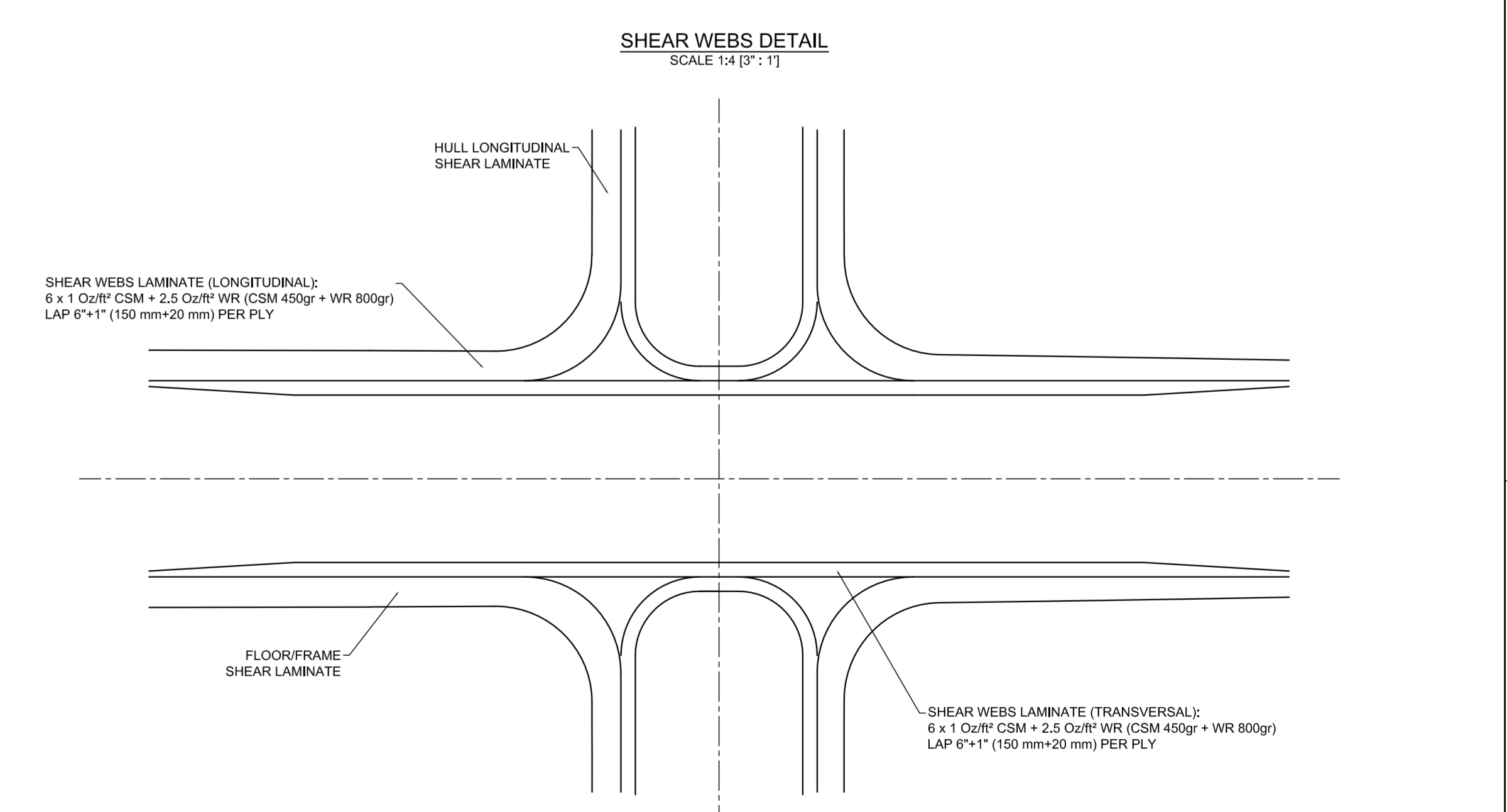
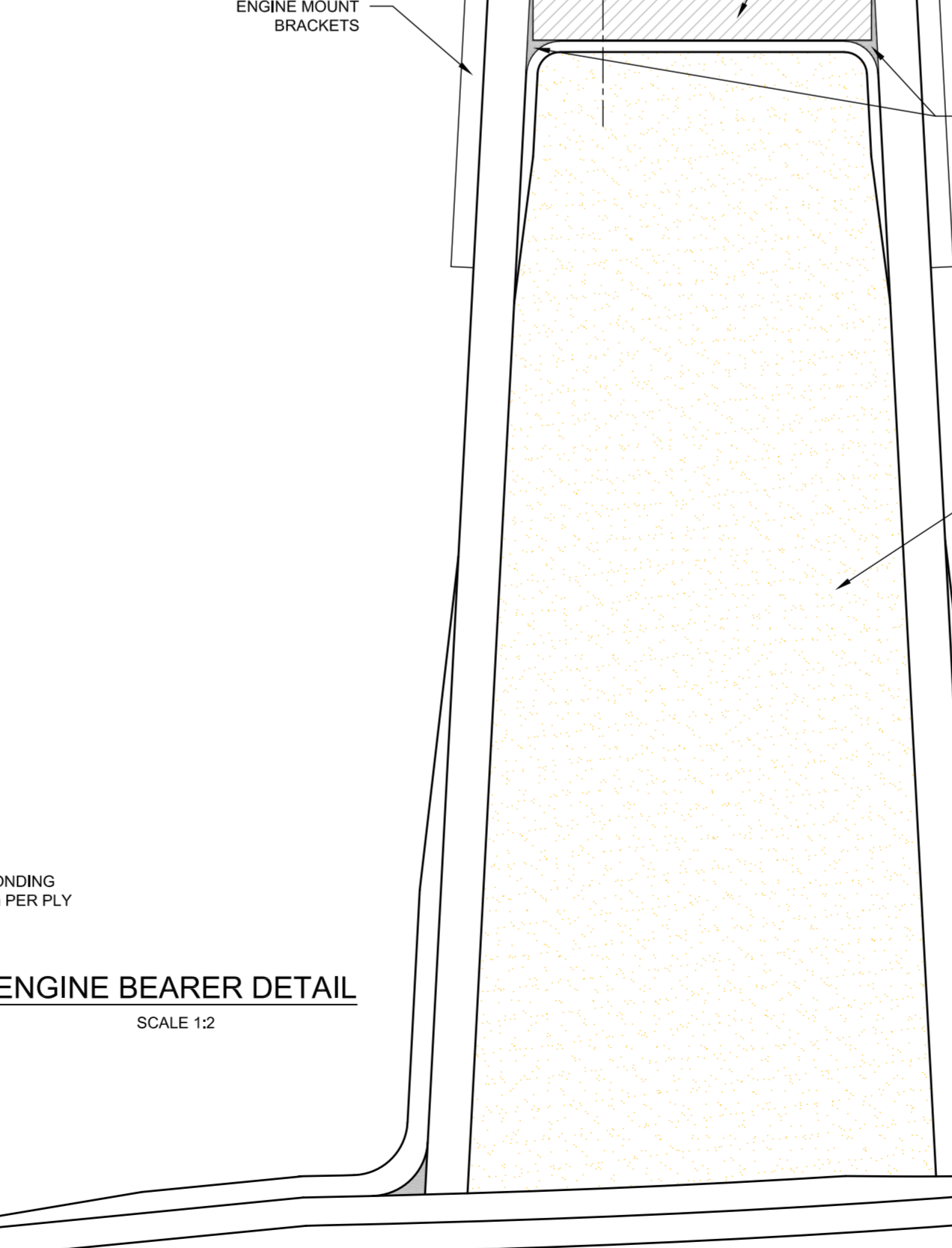
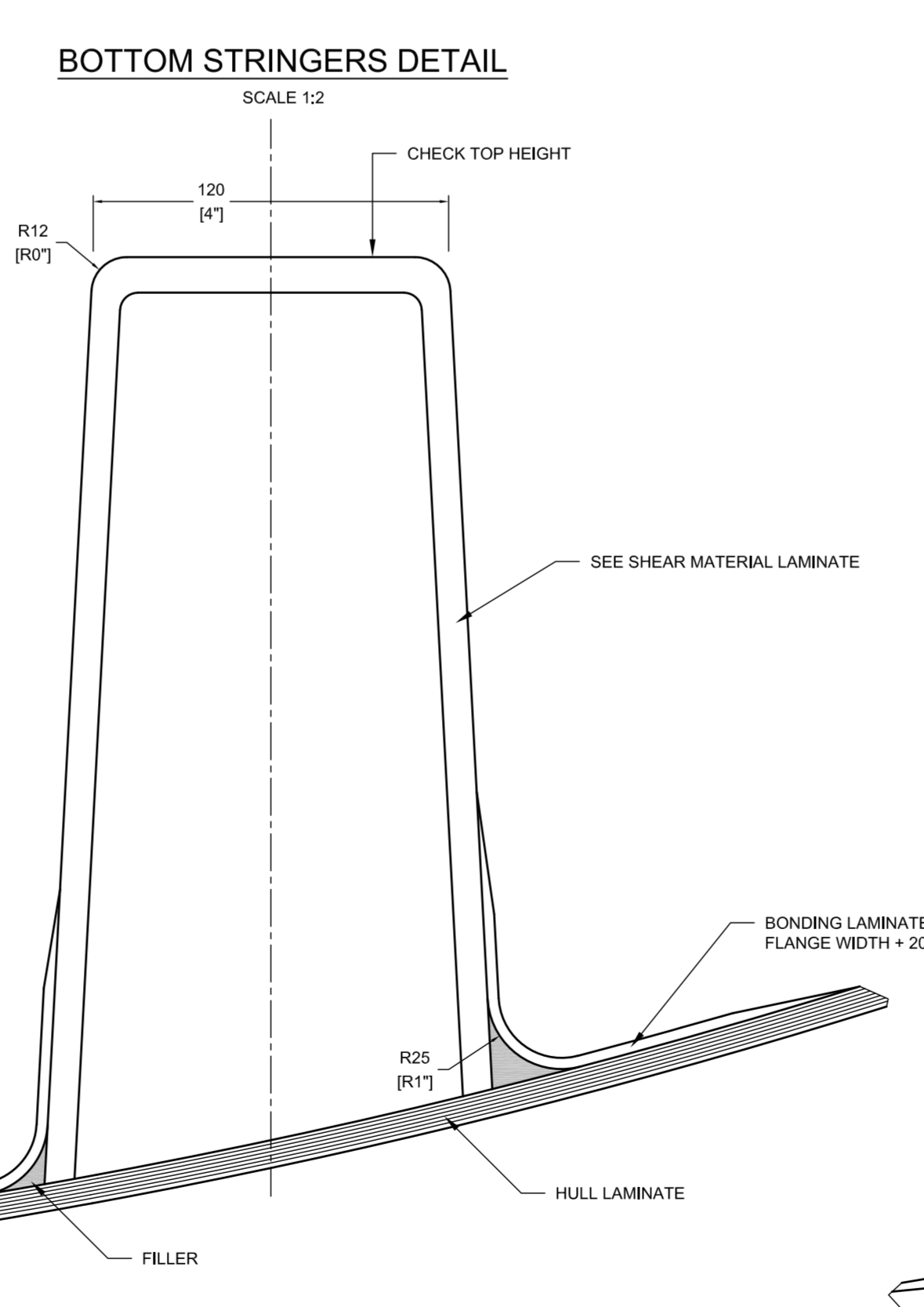
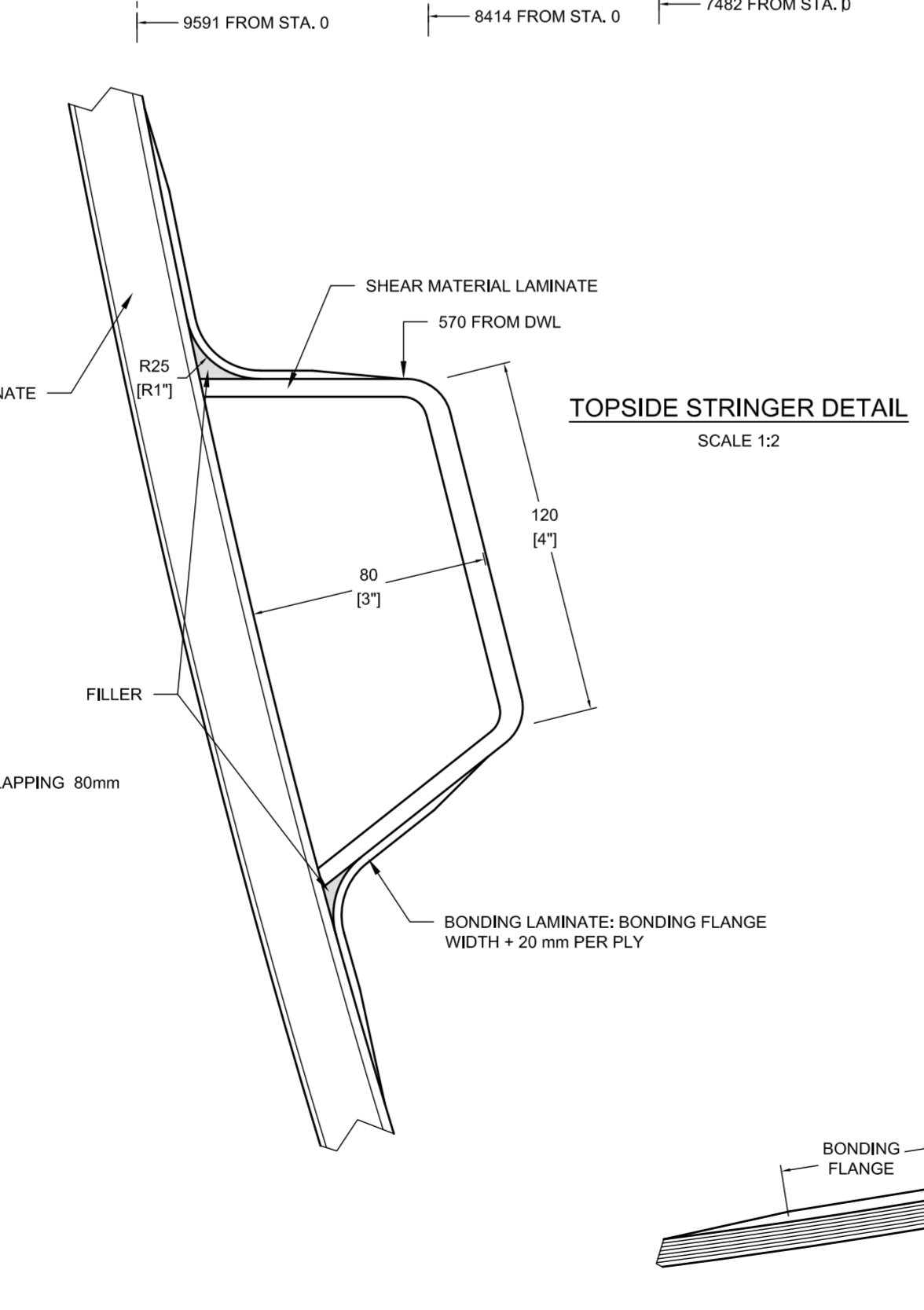
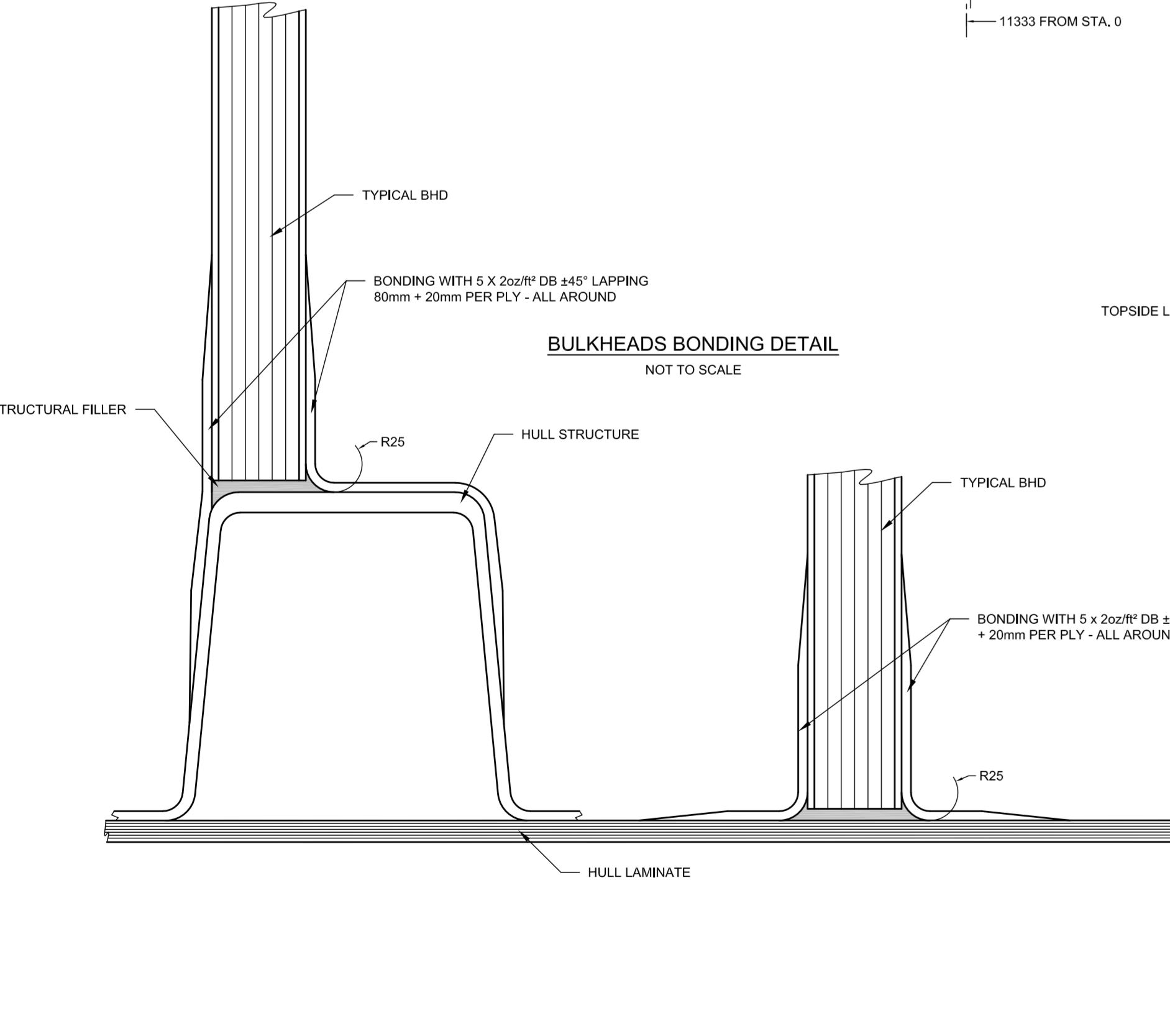
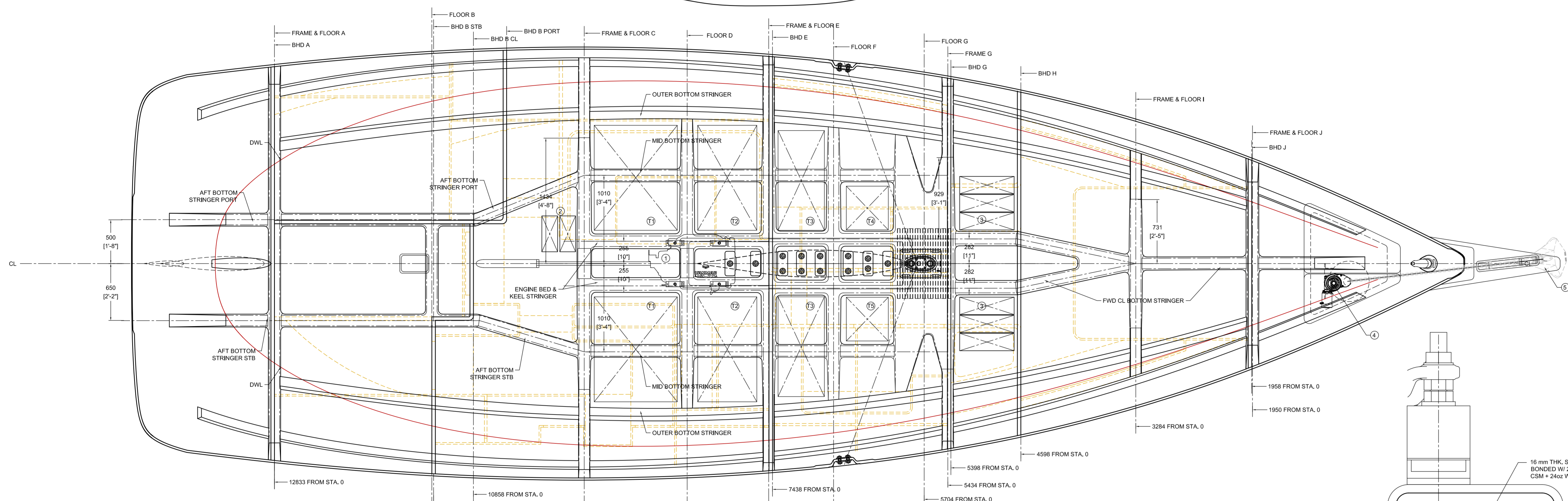
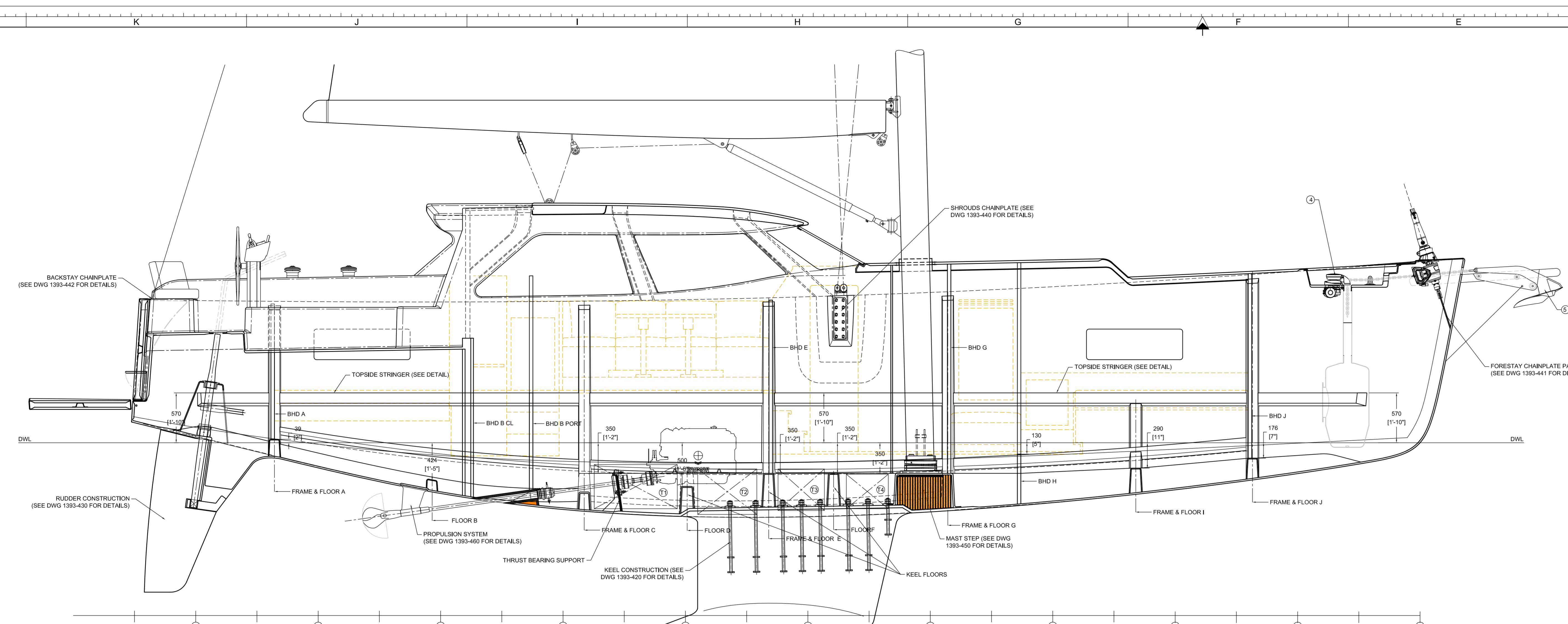
GENERAL NOTES

- 1) SHEAR WEBS TO BE LAMINATED ON ALL FLOOR/GIRDERS INTERSECTIONS
- 2) TRANSITIONS BETWEEN DIFFERENT NUMBERS OF SHEAR MATERIAL AND CAPPING LAYERS ON SIDE STRINGERS, GIRDERS AND FLOOR/FRAMES SHOULD BE LAPPED 50 mm PER PLY
- 3) TANKS CAPACITIES:
 - ① 2 x 365 l (EACH) FRESH WATER TANKS
 - ② 2 x 255 l (EACH) FUEL TANK
 - ③ 2 x 165 l (EACH) FUEL TANK
 - ④ 1 x 80 l (EACH) GREY WATER TANK
 - ⑤ 1 x 80 l (EACH) BLACK WATER TANK
- 4) HARDWARE:
 - ① ENGINE: YANMAR 4JH80 80HP
GEARBOX: ZF25A
 - ② STARTING BATTERIES BANK: 2 x MASTERVOLT AGM12/130
 - ③ SERVICE BATTERIES BANK: 2 x MASTERVOLT LITHIUM ION MLI 12/320
 - ④ WINDLASS: MAXWELL RC10
 - ⑤ ANCHOR 35Kg
- 5) BULKHEADS:
 - ALL BULKHEADS TO BE 25 mm THK EXCEPT BHD 'G', TO BE 30 mm THK.
 - BULKHEADS & STRUCTURAL PANELS MATERIAL: MARINE GRADE PLYWOOD.
- SEE BULKHEADS DETAIL FOR BONDING.
- 6) BUILDER SHOULD TAKE CARE TO PROTECT AGAINST GALVANIC CORROSION IN WAY OF ALL METAL FITTINGS.

MATERIAL PROPERTIES:

COMBO 1.5oz/ft² CSM + 24oz WOVEN ROVING E-GLASS ; 2.1 mm THK. ; 30% FIBER MASS CONTENT FOR MAT, 50% FIBER MASS CONTENT FOR WOVEN ROVING.

Stiffener	Capping Width	Stiffener Height	Bonding Flange	Shear Material	Bonding Lam.	Shear Material	Bonding Thk.
	mm	mm	mm	No. of Compos	No. of Compos	mm	mm
Topside Stringer	120	80	60	3	2	6,3	4,2
Mid Bottom Stringer	120	60	60	4	2	8,4	4,2
AFT Bottom Stringer PORT/STB	120	150	60	4	2	8,4	4,2
Outer Bottom Stringer	120	60	60	4	2	8,4	4,2
Engine & Keel Stringer	120	Variable	100	7	3	14,6	6,3
FWD CL Bottom Stringer	120	Variable	60	5	2	10,5	4,2
Floor A	120	180	60	3	2	6,3	4,2
Floor B	120	120	60	3	2	6,3	4,2
Floor C	120	Variable	60	7	3	14,6	6,3
Floor D	120	Variable	60	6	3	12,6	6,3
Floor E	120	Variable	60	8	4	16,7	8,4
Floor F	120	Variable	60	8	4	16,7	8,4
Floor G	650	Variable	60	8	4	16,7	8,4
Floor I	120	Variable	60	5	2	10,5	4,2
Floor J	120	Variable	60	4	2	8,4	4,2
Frame A	120	100	60	3	2	6,3	4,2
Frame C	120	100	60	3	2	6,3	4,2
Frame E	120	100	60	3	2	6,3	4,2
Frame G	120	100	60	3	2	6,3	4,2
Frame I	120	100	60	3	2	6,3	4,2
Frame J	120	100	60	3	2	6,3	4,2



GENERAL NOTES

PRELIMINARY CHARACTERISTICS

L.O.A.	15,25 m - 50 ft
L.W.L.	13,75 m
BEAM MAX.	4,05 m
DRAFT @ DWL	2,24 m
DISPLACEMENT (LIGHT SHIP)	21000 kg

Nº	ALTERATION	DATE
2	AFT COCKPIT LOCKER ADDED AS SHOWN	12-DEC-2024
1	TOTALLY UPDATED AS SHOWN	6-DEC-2024

DESIGN NUMBER: 1393

TITLE: HULL CONSTRUCTION

DWG No: 1393-400-Alt.2

DRAWN BY: LG

BLUE WATER 50'

The Copyright of the designs, constructions, arrangements, disclosures and devices shown or described in this proposal or drawings belong to the property of GERMAN FRERS, and are submitted in confidence with the understanding that such designs, constructions, arrangements, disclosures and devices shall remain the property of said firm and not be utilized in whole or in part by any person, firm or corporation without the prior written permission of GERMAN FRERS.

Los derechos de autor de los planos, arreglos, información y elementos según se muestran o describen en los planos o dibujos que contienen esta propuesta son propiedad de GERMAN FRERS. Los planos son confidenciales y se entregan entendiendo que estos planos, arreglos, información y elementos están sometidos a propiedad de y no ser utilizados en parte ni en su totalidad por ninguna persona, firma o compañía sin previa autorización escrita de GERMAN FRERS.

FOR: BLUEWATER YACHTS

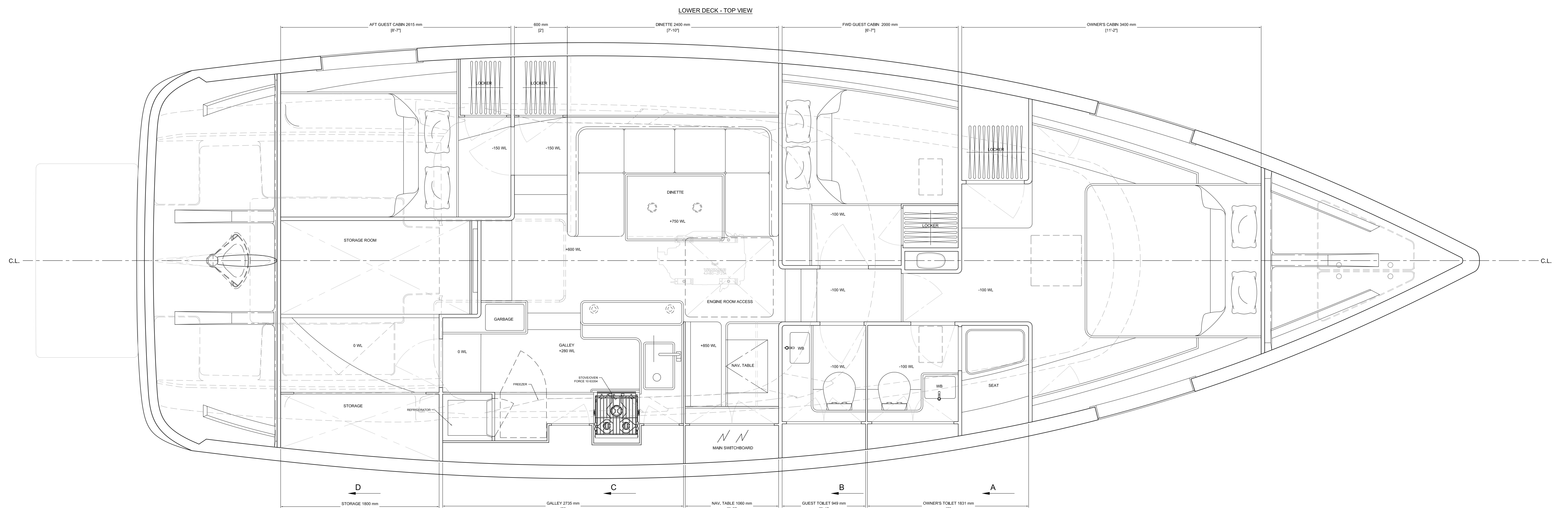
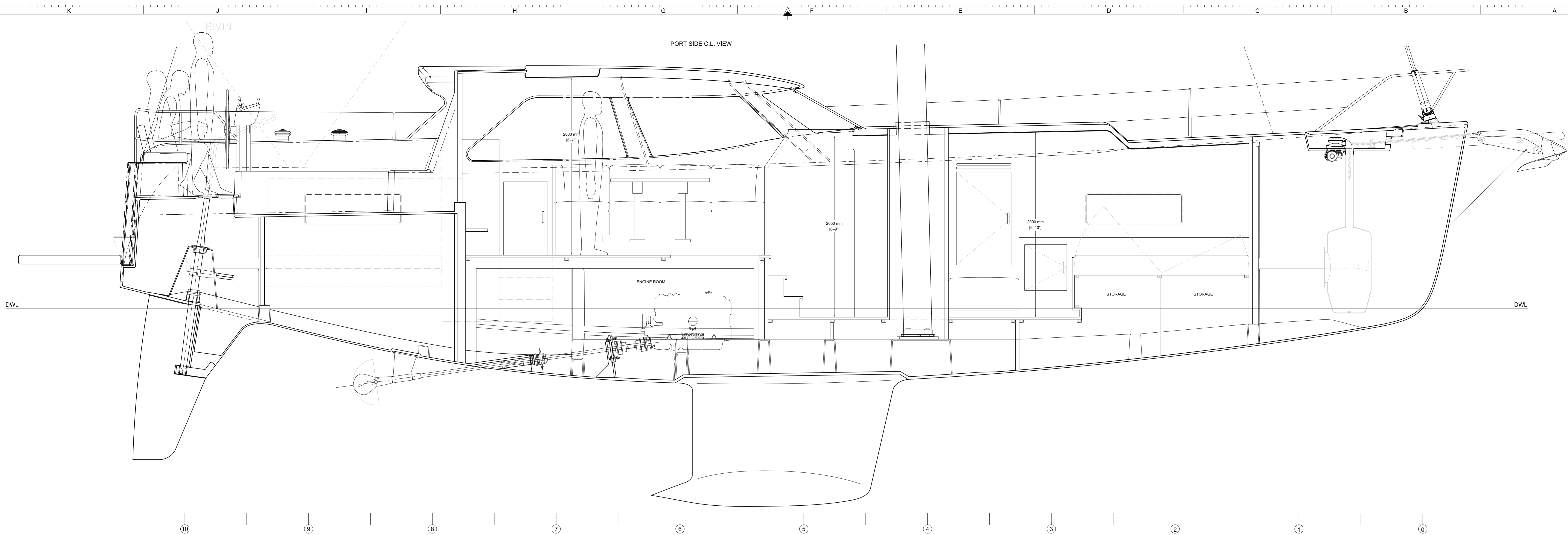
DATE: 6-DEC-2024

ALTERATION: 2

SCALE: 1:24 (1/2" : 1')

- A0





2	AFT COCKPIT LOCKER ADDED AS SHOWN	12-DEC-2024
1	TOTALLY UPDATED AS SHOWN	6-DEC-2024
Nº	ALTERATION	DATE

GENERAL NOTES

PRELIMINARY CHARACTERISTICS

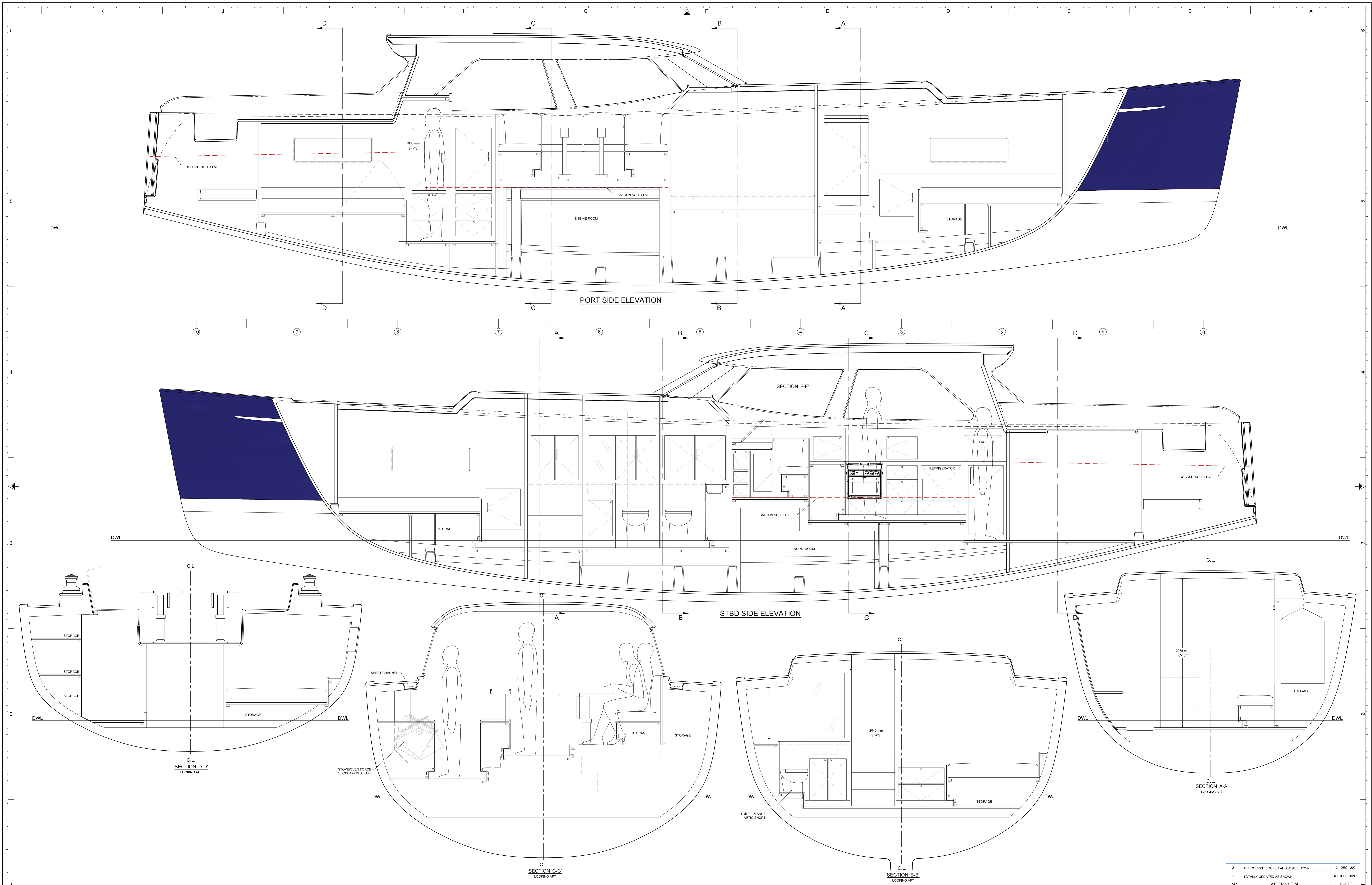
LOAD	1525 m - 50 R
L.W.L.	13.78 m
BEAM MAX	4.95 m
DRAFT @ DWL	2.24 m
DISPLACEMENT (LIGHT SHIP)	21000 kg

DESIGN NUMBER: 1393
 TITLE: GENERAL ARRANGEMENT
 DWG No: 1393-500-1-A1f.2
 DRAWN BY: LG

BLUE WATER 50'
 The Copyright of the design, construction, arrangements, fixtures and devices shown or described in this proposal drawings or electronic bearing the legend are the property of GERMAN FRERES. Any reproduction or disclosure of this information without the prior written permission of GERMAN FRERES is strictly prohibited.
 Los derechos de autor de los planos, arreglos, información y elementos según se muestran o describen en los planos o los dibujos que contienen esta leyenda son propiedad de GERMAN FRERES. Cualquier reproducción o divulgación de esta información sin el consentimiento escrito de GERMAN FRERES está estrictamente prohibida.

FOR: BLUE WATER YACHTS
 DATE: 6-DEC-2024
 ALTERATION: 2
 SCALE: 1:16 (3/4" : 1") - A0

FRERES
 NAVAL ARCHITECTURE & ENGINEERING
 OFICE DE OCAMPO 3302 VIA QUINTO SELLA 4 - 20121 BUENOS AIRES PHONE: +54 11 4833 0001 INFO@GERMANFRERES.NET
 MILANO PHONE: +39 0294 534600 WWW.GERMANFRERES.COM



GENERAL NOTES

PRELIMINARY CHARACTERISTICS

LOA	15,25 m - 50 ft
LWL	13,73 m
BEAM MAX	4,05 m
DRAFT @ DWL	2,24 m
DISPLACEMENT (LIGHT SHIP)	21000 kg

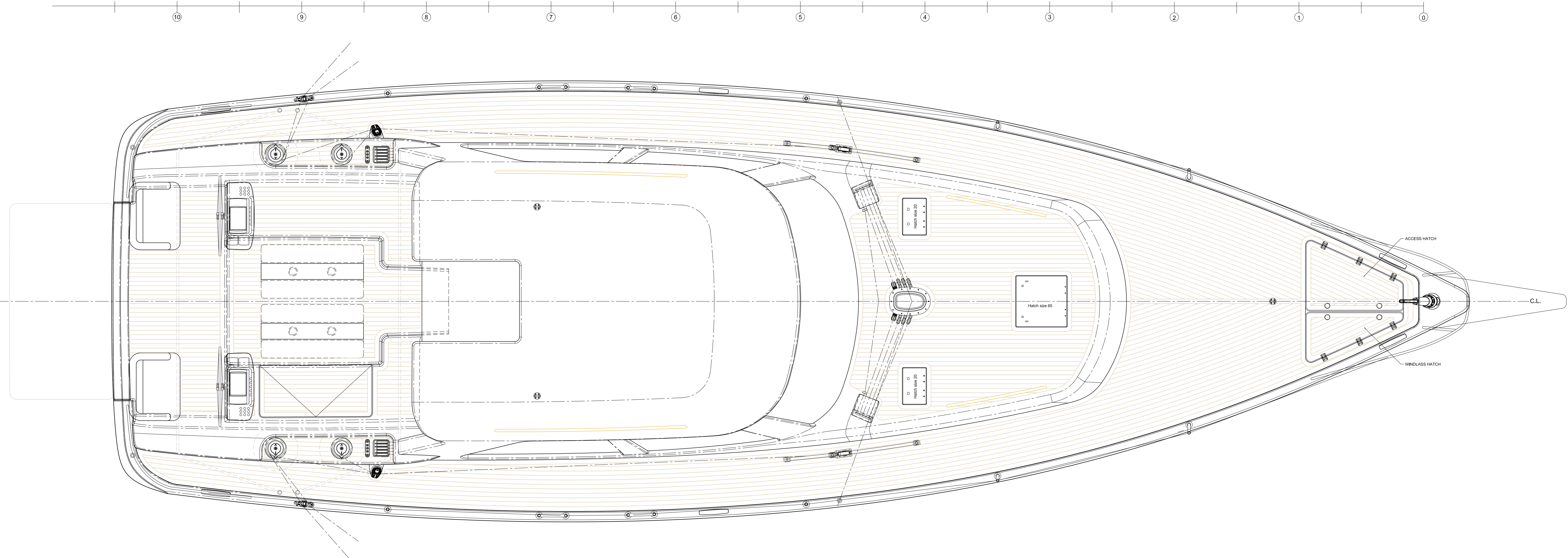
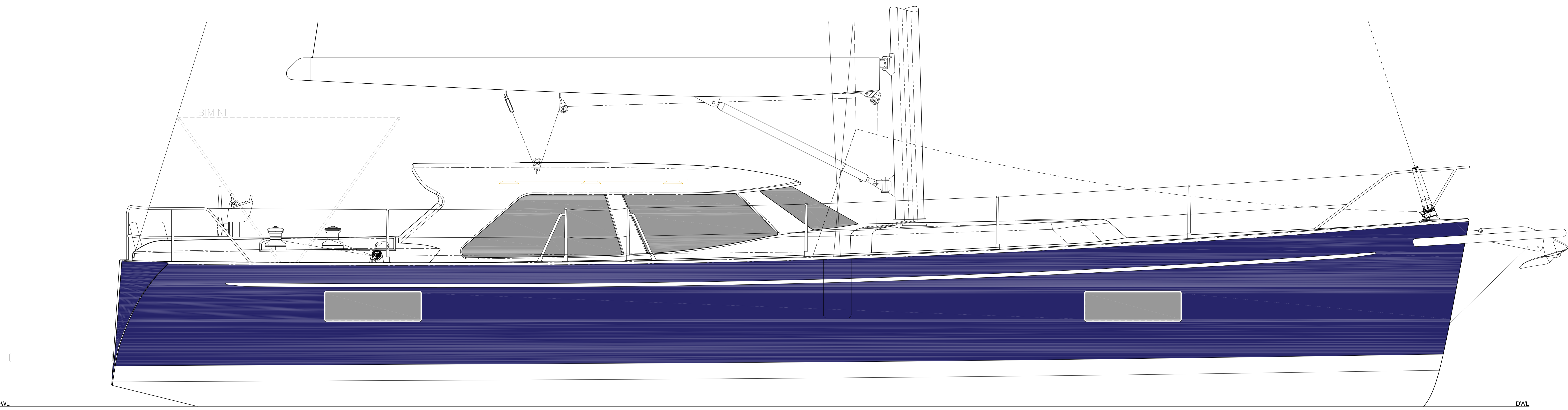
DESIGN NUMBER: 1393
 TITLE: INTERIOR SECTIONS
 DWG No: 1393-500-2-A1f.2
 DRAWN BY: LG

BLUE WATER 50'
 The Copyright of the designs, constructions, arrangements, disclosures and devices shown or described in this proposal drawings or electronic bearing the legend are the property of GERMAN FRERES. The reproduction or use of any part of this drawing without the prior written permission of GERMAN FRERES is strictly prohibited.
 Los derechos de autor de los planos, arreglos, información y elementos según se muestran o describen en los planos o los dibujos que contienen esta leyenda son propiedad de GERMAN FRERES. La reproducción o uso de cualquier parte de este dibujo sin el consentimiento escrito de GERMAN FRERES está estrictamente prohibido.

FOR: BLUE WATER YACHTS
 DATE: 6-DEC-2024
 ALTERATION: 2
 SCALE: 1:16 (3/4" : 1") - A0

2	AFT COCKPIT LOCKER ADDED AS SHOWN	12-DEC-2024
1	TOTALLY UPDATED AS SHOWN	6-DEC-2024
Nº	ALTERATION	DATE

FRERES
 NAVAL ARCHITECTURE & ENGINEERING
 OFICE DE OCAMPO 3302 VIA QUINTO SELLA 4 - 2021 BUENOS AIRES MILANO PHONE: +54 11 4833 0001 INFO@GERMANFRERES.NET WWW.GERMANFRERES.COM



GENERAL NOTES

PRELIMINARY CHARACTERISTICS

LOA	15,25 m - 50 ft
LWL	13,75 m
BEAM MAX	4,05 m
DRAFT @ DWL	2,24 m
DISPLACEMENT (LIGHT SHIP)	21000 kg

DESIGN NUMBER: 1393

TITLE: DECK PLAN & PROFILE VIEWS

DWG No: 1393-700

DRAWN BY: LG

BLUE WATER 50'

The Copyright of the designs, constructions, arrangements, fixtures and devices shown or described in this proposal or drawings, bearing the register of GERMAN FRERES, and are submitted in confidence with the understanding that such designs, constructions, arrangements, fixtures and devices shall remain the property of GERMAN FRERES and shall not be utilized in whole or in part by any person, firm or corporation without the prior written permission of GERMAN FRERES.

Los derechos de autor de los planos, arreglos, información y elementos según se muestran o describen en los planos o dibujos que contienen esta propuesta de GERMAN FRERES, son propiedad de GERMAN FRERES. Los planos son confidenciales y se entregan entendiendo que estos planos, arreglos, información y elementos están sometidos a propiedad de GERMAN FRERES y no se utilizarán en parte o en totalidad por ninguna persona, firma o corporación sin previa autorización escrita de GERMAN FRERES.

FOR: BLUE WATER YACHTS

DATE: 6 - DEC - 2024

ALTERATION: 0

SCALE: 1 : 16 (3/4" : 1')

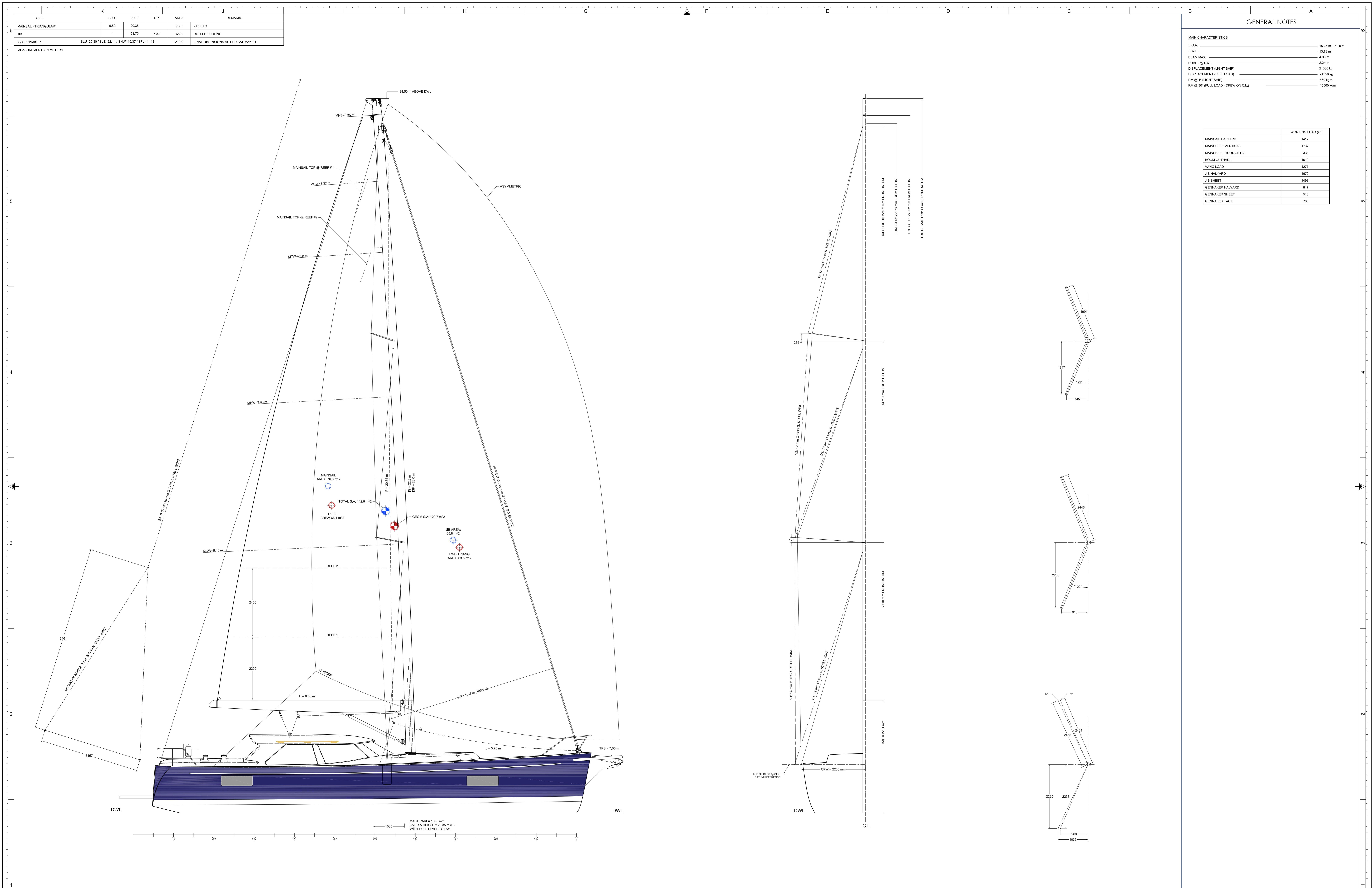
- A0

FRERES
 NAVAL ARCHITECTURE & ENGINEERING

OFICE DE OCAMPO 3302 VIA QUINTO SELLA 4 - 20121 BUENOS AIRES, ARGENTINA
 MILANO, ITALY

PHONE: +54 11 4833 0001
 PHONE: +39 0294 534600

WWW.GERMANFRERES.NET
 WWW.GERMANFRERES.COM



GENERAL NOTES

DESIGN NUMBER: 1393

TITLE: SAIL PLAN

DWG No: 1393-800

DRAWN BY: LG

BLUE WATER 50

The Copyright of the designs, constructions, arrangements, disclosures and devices shown or described in this proposal or drawings, bearing the signature of GERMAN FRERS®, are submitted in confidence with the understanding that such designs, constructions, arrangements, disclosures and devices shall remain the property of and shall not be utilized in whole or in part by any person, firm or corporation without the prior written permission of GERMAN FRERS®.

Los derechos de autor de los planos, arreglos, información y elementos según se muestran o describen en los planos o dibujos que contienen esta propuesta de GERMAN FRERS®, son sometidos en confianza y se entregan entendiendo que estos planos, arreglos, información y elementos, quedan reservados y no se utilizarán en parte o en su totalidad por ninguna persona, firma o corporación sin previa autorización escrita de GERMAN FRERS®.

FOR: BLUEWATER YACHTS

DATE: 6 - DEC - 2004

ALTERATION: 0

SCALE: 1 : 40

- A0

FRERS
 NAVAL ARCHITECTURE & ENGINEERING
 OFICE DE OCAMPO 3302 BUENOS AIRES PHONE: +54 11 4833 0001 INFO@GERMANFRERS.NET
 VIA QUINTO SELLA 4 - 20121 MILANO PHONE: +39 0294 534600 WWW.GERMANFRERS.COM